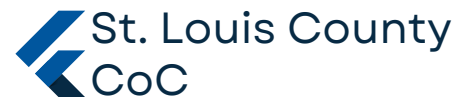


2023 Annual Report



St. Louis County Housing and Homelessness Programs



Table Of Content

Page 1: Housing and Homelessness Programs (HHP) & Heading Home Advisory Council (HHAC) Teams

Page 2: Land Acknowledgement

Page 3: 2023 Housing Data and Point in Time (PIT) Data

Page 4: Housing Inventory Count (HIC) and Coordinated Entry (CE) Data

Page 5: Returns to Homelessness Report

Page 6: Core Homeless Report

Page 7: Core Homeless Report Continued and United States Department of Housing and Urban Development (HUD) System Performance Measures (SPM) Report

Page 8: Housing Supports & Community Living Infrastructure Grant

Page 9: Cost Neutral Transfer & Long Term Homeless (LTH) Beds

Page 10: Reaching Housing Stability with and for Young People

Page 11: St. Louis County (SLC) Housing Collective & Continuum of Care

Page 12: St. Louis County (SLC) Continuum of Care (CoC) Notice of Funding Opportunity (NOFO) Award Amounts Continued

Page 13-14: Family Homeless Prevention Assistance Program (FHPAP)

Page 15: Racial Equity and Accountability Project (REAP) Leadership Team

Page 16: Acronym Guide

HHP & HHAC Teams



HOUSING & HOMELESSNESS PROGRAMS TEAM (HHP)

ST. LOUIS COUNTY

MEMBERS:

- Laura Birnbaum
- Stacy Radosevich
- Courtney Cochran
- Tawney Carlson
- Kevin Radzak
- Lindsey Jenc

Values Statement:

We follow and believe in housing first, community first, and harm reduction principles. We move forward in our work with cultural humility and are always striving to be culturally responsive and trauma informed.



HEADING HOME ADVISORY COUNCIL (HHAC)

ST. LOUIS COUNTY COC GOVERNANCE BOARD

MEMBERS:

- **Kimberly Scanlon:** Chair
- **Paul Pederson:** Veterans Representative
- **Salaam Witherspoon:** REAP Representative
- **Valerie Joeckel:** At-Large Representative
- **Stephen Taylor:** At-Large Representative
- **Angela Neal:** Rural Housing Coalition Representative
- **Seth Borovsky:** At-Large Representative
- **Pablo Romo:** Homeless Advocate
- **Theresa Drift:** Bois Forte Reservation Representative
- **John Williams:** Lived Experience of Homelessness Representative
- **Lexy Redenbaugh:** Affordable Housing Coalition Representative
- **Carah Alexander:** At-Large Representative
- **Pat Leary:** State of Minnesota Representative



Land Acknowledgement

We know that American Indian people, People of African Heritage, Black, Indigenous and People of Color disproportionately experience homelessness and housing instability due to systemic racism and oppression. It is of the utmost importance that we acknowledge the lands that we reside on and the trauma that has and continues to occur in order to better serve in a culturally responsive, trauma informed and person centered approach as we work to end homelessness.

We collectively acknowledge that St. Louis County is located on the traditional, ancestral, and contemporary lands of Indigenous people. Our buildings reside on land that was cared for and called home by the Ojibwe people, before them the Dakota and Northern Cheyenne people, and other Native peoples from time immemorial. Ceded by the Ojibwe in an 1854 treaty, this land holds great historical, spiritual, and personal significance for its original stewards, the Native nations and peoples of this region. We recognize and continually support and advocate for the sovereignty of the Native nations in this territory and beyond.

We acknowledge the collective and historical trauma Indigenous People, People of African Heritage, Black, and People of Color have endured and experienced as a result of systemic racism, and we acknowledge our own ignorance and complicity. We have all inherited the repercussions of this unjust system and the impacts and outcomes have rippled forward to what we feel and experience today, including but not limited to the work we do to support people experiencing homelessness and housing instability. We pause for a moment of silence to acknowledge the human lives lost as a result: Amir Locke, Daunte Wright, Isaac McGhie, Elmer Jackson, Elias Clayton, Ahmed Arbery, Breonna Taylor, George Floyd, Estavon Eliooff and countless other lives of People of African Heritage, Black, Indigenous, and People of Color [at this moment, we invite others to speak names of people who are missing, murdered or lost due to systems of violence and oppression]. We hold them in our hearts, we honor their lives, and we commit to doing all we can to dismantle racist systems of oppression in our communities, and within ourselves.

By offering this land acknowledgment, we affirm tribal sovereignty and will work to hold the St. Louis County Heading Home Advisory Council and our work accountable to American Indian peoples and nations as well as those communities most impacted by homelessness.

2023 Housing Data



- **In northern St. Louis County:** Over 900 households were turned away from shelter last year due to shelter spaces being at capacity. Home on the Range shelter in Hibbing has opened. It has 56 beds, including units specifically for families and people fleeing domestic violence. There is also a four-plex shelter/transitional housing unit being built in Virginia by Range Transitional Housing (RTH) that will have services provided by AEOA.
- **In southern St. Louis County:** Over 600 households sought emergency warming center shelter last year. This is in addition to 24/7 low-barrier, drop-in shelter (78 beds with the average number of guests being 98).
- **Overall:** From 2013-2023, St. Louis County has seen a 41% increase in overall homelessness and a 157% increase in chronic homelessness.
- **In Public Schools:** 473 students experienced homelessness according to Minnesota Department of Education data.

PIT Data 1/25/23

Sheltered Populations

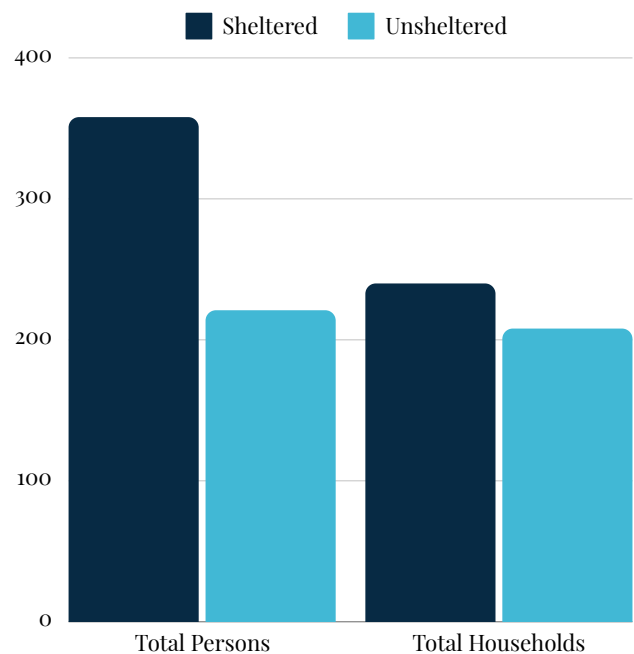

Total Persons: 358

Total Households: 240

Unsheltered Population

Total Persons: 221

Total Households: 208



2022 vs. 2023 Comparison

	Sheltered Emergency Shelter Total Persons	Sheltered Transitional Housing Total Persons	Unsheltered Total Persons	Total Persons
2022	184	137	234	555
2023	209	149	221	579

2023 Housing Data

HIC Data 1/25/23

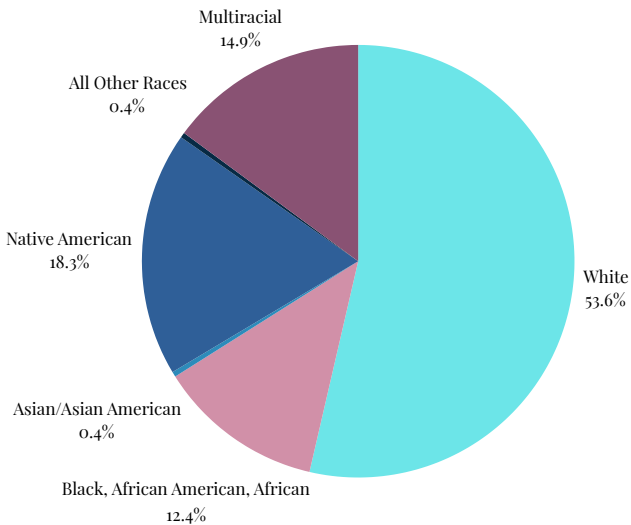
From the Coordinated Entry Monitoring Report

People on the Priority List in 2023:

- **Total Organizations:** 31
- **Total Projects:** 100
- **Total Beds:** 1738
- **Filled Beds:** 1475
- **Utilization Rate:** 85%
- **17 people** who are transgender
- **9 people** reported no single gender
- **155 people** engaged in housing navigation
- **2621 people** on the priority list during period
- **1249 people** on the priority list on the first day of period
- **963 people** on the priority list on the last day of the period
- **497** Chronically Homeless (HUD) people
- **1467** Long Term Homeless (MN Definition) people

BIPOC people face homelessness at a disproportionate rate in our CoC

Racial Breakdown of People on the CE Priority List



White: 1393; 53.6%

Black, African American, African: 323; 12.4%

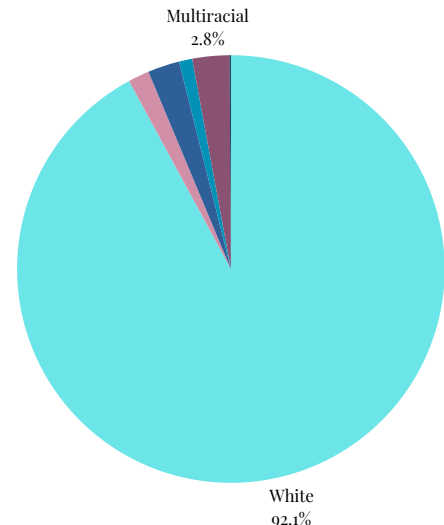
Asian/Asian American: 10; .4%

Native American: 475; 18.3%

Multiracial: 387; 14.9%

All other Races: .4%

Racial Breakdown of People Living in St. Louis County (U.S. Census Bureau)



White: 92.1%

Black, African American, African: 1.6%

Asian/Asian American: 1.1%

Native American: 2.4%

Multiracial: 2.8%

All other Races: .1%

2023 Housing Data

Returns to Homelessness Report

A Takeaway:

30.43% return to homeless rate for LGBTQIA2S+ people who self identified

Additional Information:

- Single Adults return to homelessness at much higher rates than households with children
- Single youth 18-24 have a 31% return to homelessness rate
- Adults 25+ have an average of 42% returns to homelessness rate

A Takeaway:

It appears that Indigenous and African American households returns to homelessness decreased when compared to last year's data, but, this could be because we have better data collection on multiracial identity.

Gender	Total Number of Persons Exited	Total Returns in Report Period	Returns to Homelessness between 0 and 365 days	Percentage of Returns in Report Period
Culturally Specific Identity (e.g., Two-Spirit)	1	1	1	100.00%
Data not collected	17	0	0	0.00%
Man (Boy, if child)	1401	549	505	36.05%
Missing	18	0	0	0.00%
Non-Binary	8	0	0	0.00%
Transgender	14	6	6	42.86%
Woman (Girl, if child)	1171	298	267	22.80%

Race	Total Number of Persons Exited	Returns to Homelessness between 0 and 365 days	Percentage of Returns in Report Period
Native American	444	143	32.21%
Asian	7	2	28.57%
African American	294	69	23.47%
Client doesn't know	1	0	0.00%
Client prefers not to answer	12	4	33.33%
Data not collected	15	0	0.00%
Hispanic/Latina/e/o	4	3	75.00%
Missing Information	29	1	3.45%
Multiracial	415	136	32.77%
Pacific Islander	4	1	25.00%
White	1405	420	29.89%

2023 Housing Data

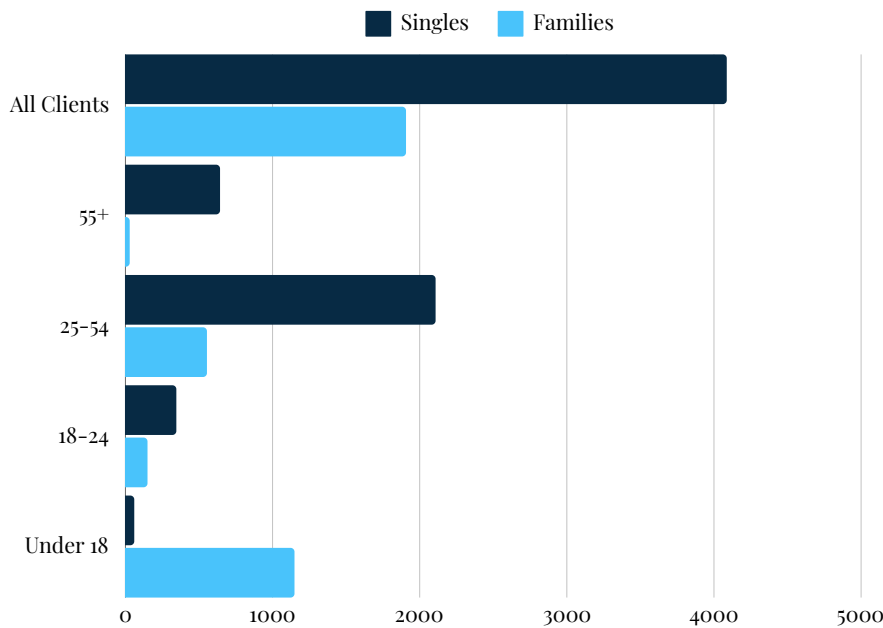
Core Homeless Report

(Anyone in housing system in 2023 that got entered into HMIS)

Takeaways:

Total: 5994

Number of Unaccompanied Youth Under 18: 60



Singles:

All Clients: 4087
 Clients 55+: 643
 Clients 25-54: 2108
 Clients 18-24: 346
 Youth Under 18: 60

Families:

All Clients: 1907
 Clients 55+: 29
 Clients 25-54: 554
 Clients 18-24: 150
 Clients Under 18: 1149

Subpopulations	Client Count	Percent of Population	
Veteran	207	5.40%	
Chronically Homeless (HUD)	1047	21.76%	
Long-Term Homeless (MN Definition)	1860	38.65%	
Domestic Violence			
*Yes at any point in period (ever experienced)	1403	29.16%	
Fleeing Domestic Violence (currently fleeing)	378	26.94%	
D I S A B I L I T Y	Any Disability of Long Duration (** EE Detail)	2812	46.97%
	Chronic Health Condition	431	14.86%
	Physical Disability	801	27.62%
	Mental Health Disorder	1971	67.97%
	Substance Use Disorder (Alcohol or Drug)	1156	39.86%
	Developmental Disability	341	11.76%
	HIV/AIDS	16	0.55%

2023 Housing Data

Summary Outcomes from Core Homeless Reports:

Exit Destination by Race:

Exited to Homelessness:

White: 23 (2%)
African American: 4 (1%)
Asian: 0 (0%)
Native American: 10 (2%)
Pacific Islander: 0 (0%)
Middle Eastern: 0 (0%)
Hispanic/Latina/e/o: 0 (0%)
Multiracial: 6 (1%)
Doesn't know/Prefers to not answer: 0 (0%)
Missing Information: 17 (9%)
Total Clients/All Clients: 60 (2%)

Compared To:

Exited to Permanent Destination:

White: 788 (54%)
African American: 177 (56%)
Asian: 4 (67%)
Native American: 152 (35%)
Pacific Islander: 1 (33%)
Middle Eastern: 0 (0%)
Hispanic/Latina/e/o: 3 (30%)
Multiracial: 208 (50%)
Doesn't know/Prefers to not answer: 16 (100%)
Missing Information: 128 (66%)
Total Clients/All Clients: 1472 (52%)

HUD SPM Report

ES, SH, TH and RRH Exits to Permanent Housing Destinations

Percent of Successful Exits:

2022: 29.9% **2023:** 25.89%

PH Exits to Permanent Housing Destinations or Retention of Permanent Housing

Percent of Successful Exits

2022: 89.32% **2023:** 88.23%

Percent Returns to Homelessness

Exits from TH:

2022: 8% **2023:** 15%

Exits from PH:

2022: 8% **2023:** 12%

In 2023:

- **603 out of 1848** heads of household in all HMIS project types qualified as chronically homeless.
- **Another 108** met the length of time homeless for chronic homeless definition, but did not have record of a disabling condition.
- **938** people in our system experienced homelessness for the first time.

Program-Specific Data

Housing Supports

St. Louis County currently has 20 board and lodge sites and 13 Long Term Homeless Supportive Providers which provides housing for 948 individuals. The LTH Program continues to expand. We currently have 367 LTH beds and should be adding approximately 190 new beds within the next year or two.

COMMUNITY LIVING INFRASTRUCTURE GRANT (2)

Award Amount Total: \$2,302,875

Here's where it went:

- 3 Housing Resource Navigators at HDC, RTH and FRT
- 1 staff at RTH to organize LTH clients on Coordinated Entry list.
- LTH CE referral and list management support
- \$830,000 in Direct Assistance (completely exhausted)
- 2 Housing Support Administration staff at St. Louis County

Impact

- 95 people moved into permanent housing of their choice as a result of Housing Navigation Services.
- From July 1, 2022 to March 2024, the number of Long Term Homeless (LTH)-eligible individuals went from 967 to 481. Over the past 6 months, the total number of LTH eligible individuals on the Coordinated Entry list averaged 477. Now, providers have an accurate referral list to work from and can move individuals into housing more quickly.
- Direct Assistance: Over the grant period, Direct Assistance funds assisted 526 unduplicated households in the following areas: Rent (including late fees, etc.), Security deposits & application fees, Utility deposits and utilities owed, Essential furnishings & moving expenses, and Expungement related costs.
- St. Louis County Housing Support Administration staff provide support and technical assistance to new and existing Housing Support providers and provide quality assurance of HS programs through file reviews, site-visits, resident feedback interviews, and a complaint resolution process.

Program-Specific Data

COST NEUTRAL TRANSFER

Award Amount: \$1,999,274

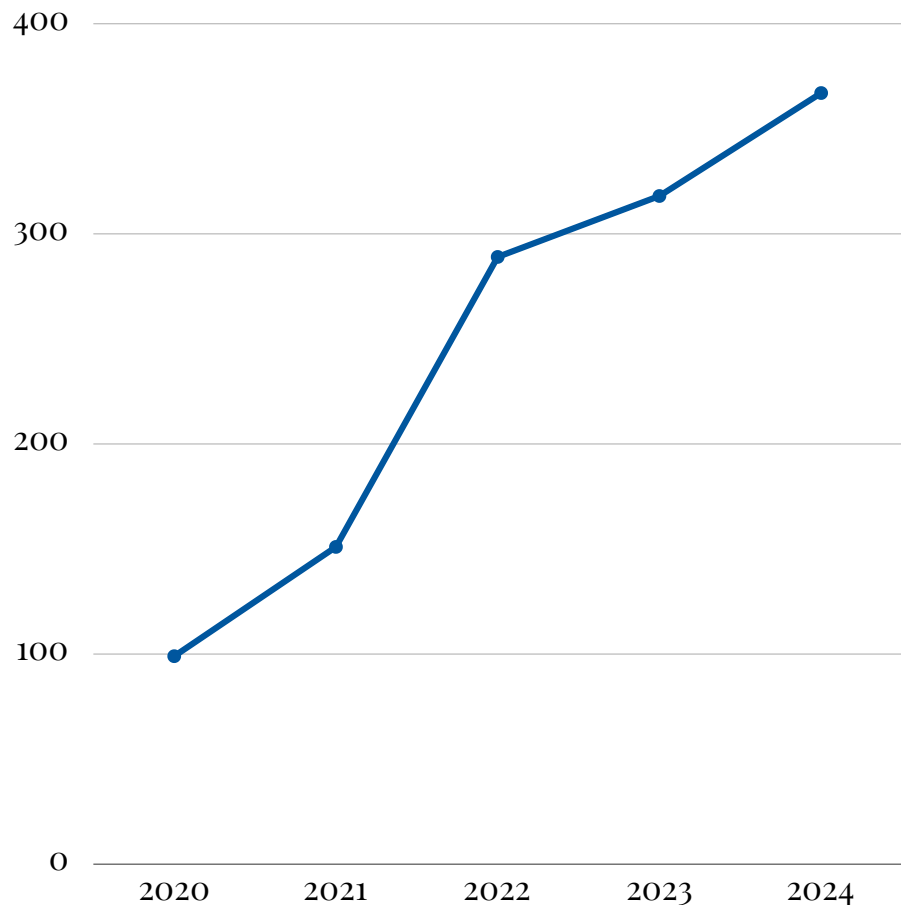

Here's where it went:

- Emergency Shelters through 6 providers across St. Louis County
- This funding comes from recaptured rate 2 beds that were unused and converted to actual dollars to support shelter expansion and operations.

Number of LTH Beds

Number of Long Term Homeless (LTH) Beds:

2020: 99
2021: 151
2022: 289
2023: 318
2024: 367



Program-Specific Data

Reaching Housing Stability with and for Young People

We are beginning to strategize on how we can Reach Housing Stability with & for Young People who are facing housing instability or unhoused. This is a similar effort to our ongoing work to achieve functional zero specific to veterans who are experiencing homelessness and will have impacts for generations to come by breaking cycles of poverty and homelessness.

There are currently multiple components of this community work in partnership including:

- Direct Cash Transfer pilot project in partnership with YouthPrise, Chapin Hall, Hennepin County and St. Louis County housing and service providers.
- Regular case consultation and conferencing within Coordinated Entry.
- Local Homeless Prevention Aid (LHPA): Currently funding four organizations to provide supportive services including outreach, navigation, connection, and tenancy sustaining services as well as shelter expansion and transitional housing.
- Shelter expansion: AEOA and RTH shelter expansion and LSS'S Another Door expansion with Stepping on Up.
- HUD Youth Homelessness Systems Improvement (YHSI) grant application: YouthPrise is leading on this and if granted, will dramatically increase our ability to increase and strengthen youth leadership with lived expertise and to co-create a Youth Action Board to guide our CoC.
- Permanent Supportive Housing expansion: Brewery Creek. This is in Duluth and will include 6 persons with disabilities (PWD) units and 26 high priority homeless (HPH) units; all for young people ages 18 – 24.

We have collected stakeholder responses to determine what our plan looks like and recognize that we need input from young people with lived experience. We are hoping that with funding from YHSI or otherwise, we can build the youth voice to lead and guide this work moving forward. Questions to get us there include:

- What does housing stability look like?
- What would it look like to have permanent connections for youth?
- What would it look like to achieve education/employment goals for youth?
- What would it look like to achieve wellbeing for youth?
- What other Core Outcomes?
- How do we know when we have ended youth homelessness?

Program-Specific Data

SLC Housing Collective

Our SLC Housing Collective continues to meet, partner, and share our work as we all strive to support people to reach housing stability in a holistic way across our continuum of care. We are currently meeting quarterly and determining if there will be additional work groups based on community members' capacity and priorities. We will be developing a measurement/evaluation group of some sort to figure out what this looks like: How do we measure (both quantitatively and qualitatively) our progress towards reaching housing, racial and health equity and justice?

Please let Laura know if you are interested in participating - all are welcome! (BirnbaumL@StLouisCountyMN.gov)

St. Louis Continuum of Care

In 2023, St. Louis County Continuum of Care (SLC CoC) participated in the HUD FY2023 Continuum of Care Notice of Funding Opportunity (NOFO). The total SLC CoC grant award for the FY2023 NOFO was \$4,018,912, which is \$398,184 a year funding increase. St. Louis County received full funding for 29 renewal projects and new 2 grants were awarded for Center City Housing's Wadena West project and an expansion grant for HMIS. The CoC Planning Grant received a funding increase as well that will allow our CoC to expand capacity towards addressing youth homelessness and racial disparities in our housing system. See below for funding breakdown.

Organization Name	Project or Award Name	FY 2023 Award Amount
AMERICAN INDIAN COMMUNITY HOUSING ORGANIZATION (AICHO)	• GIMAAJII MINO-BIMAADIZIMIN	• \$163,194
	• BILL'S HOUSE	• \$46,029
	• RENTAL ASSISTANCE VIRGINIA YOUTH FOYER	• \$67,359
ARROWHEAD ECONOMIC OPPORTUNITY AGENCY (AEOA)	• RURAL ST. LOUIS COUNTY PERMANENT HOUSING PROJECT	• \$169,721
	• YOUTH FOYER OPERATIONS	• \$92,987
BOISE FORTE RESERVATION TRIBAL COUNCIL	• NEW MOON RENEWAL PROJECT APPLICATION	• \$69,002

St. Louis Continuum of Care

Organization Name	Project or Award Name	FY 2023 Award Amount
CENTER CITY HOUSING CORP. (CCHC)	• GARFIELD SQUARE	• \$119,821
	• MEMORIAL PARK	• \$62,627
	• SAN MARCO	• \$62,968
	• SHEILA'S PLACE	• \$37,925
	• STEVE O'NEIL APARTMENTS	• \$133,033
	• TRANSITIONAL HOUSING	• \$128,703
	• WADENA WEST APARTMENTS	• \$156,240
CHURCHES UNITED IN MINISTRY (CHUM)	• RAPID REHOUSING	• \$83,388
	• ST. FRANCIS PERMANENT SUPPORTIVE HOUSING	• \$223,760
HOUSING & REDEVELOPMENT AUTHORITY OF DULUTH, MN (HRA)	• COORDINATED ENTRY	• \$85,610
HUMAN DEVELOPMENT CENTER (HDC)	• ALICIA'S PLACE/NEW SAN MARCO SUPPORTIVE HOUSING	• \$69,745
	• RENTAL ASSISTANCE PROGRAM (RAP)	• \$180,266
INSTITUTE FOR COMMUNITY ALLIANCES (ICA)	• MN HMIS ST LOUIS COUNTY EXPANSION	• \$35,567
	• MN HMIS ST LOUIS COUNTY RENEWAL	• \$61,071
LUTHERAN SOCIAL SERVICE OF MINNESOTA (LSS)	• RENAISSANCE 2023	• \$42,466
MINNESOTA ASSISTANCE COUNCIL FOR VETERANS (MACV)	• MACV DULUTH SIL	• \$46,797
	• MACV DULUTH VETERANS PLACE	• \$87,470
RANGE MENTAL HEALTH CENTER, INC. (RMHC)	• IVY MANOR PROJECT 2023	• \$38,056
	• RENTAL ASSISTANCE COMBINED GRANT 2023	• \$463,246
RANGE TRANSITIONAL HOUSING, INC. (RTH)	• HOMELESS YOUTH OUTREACH	• \$38,809
	• PERMANENT HOUSING CHRONIC HOMELESS PROJECT	• \$319,611
	• PERMANENT HOUSING PROGRAM	• \$512,017
ST. LOUIS COUNTY (SLC)	• COC PLANNING PROJECT APPLICATION FY2023	• \$175,743
THE SALVATION ARMY	• CATHERINE BOOTH RESIDENCE	• \$109,635
	• RAPID REHOUSING TSA	• \$136,046

Program-Specific Data

Family Homeless Prevention Assistance Program (FHPAP)

Goals:

- Prevent Homelessness
- Minimize the number of people who experience homelessness
 - Eliminate repeat episodes of homelessness

FHPAP provides funding for essential direct financial assistance and support services to households experiencing a crisis that puts them at imminent risk of homelessness.

Community discussions determined that FHPAP funding will be spent on deposits, rent and utilities to stabilize households who have experienced a crisis that led to housing instability.

Assistance is accessed through United Way 211 and referrals are made to community partner housing agencies across St. Louis County.

Agencies providing FHPAP services are:

Arrowhead Economic Opportunity Agency (AEOA)
Voices for Ethnic and Multi-Cultural Awareness (VEMA)
The Salvation Army-Duluth
Life House
CHUM
One Roof Community Housing
American Indian Community Housing Organization (AICHO)
Justice North-Range
Justice North-Duluth

St. Louis County uses the FHPAP Grant Administrator funds to provide training opportunities for community partners and members to attend national conferences, MN Homeless Day on the Hill, cultural awareness, and other educational trainings.

Program-Specific Data

Family Homeless Prevention Assistance Program (FHPAP)

Impact 10/1/2021-9/30/2023:

Funds received: \$1,419,800:

\$880,900 + \$38,500 Standard + \$500,000 Fast Track funds

Coordinated Entry System calls to United Way 211 for Homeless and Prevention Assistance:

Housing Pre-Screens: 2093

Shelter referrals: 578

Prevention Referrals: 533

FHPAP Partner Housing Agency Service Providers:

Prevention Households served: 697

Rapid Re-Housing Households served: 116

The overall FHPAP success story is the collaboration among the Service Providers participating in this project to provide thorough crisis management and help community members maintain housing stability. St. Louis County Case Managers meet every week for case consultation to review applications for assistance and determine best collaborative approach to maximize the use of Community Support Funding.

Household success story from Caroline at AEOA: One couple called AEOA in June 2023 to inquire about rental assistance. They had experienced their car breaking down out of town and spent the funds they had for rent to pay for a car tow and mechanical repairs and fell behind paying rent.

FHPAP funding was utilized to assist with the past due rent and the couple had maintained housing stability since that assistance. This past winter, the building they were in burned down in Eveleth and the couple reached out to Caroline again at AEOA to inquire about emergency shelter. They met to receive some food, blankets, and clothing items and Caroline was able to let them know they could utilize FHPAP again for deposit and rent at the next location. The Household has stabilized in their new apartment. Caroline says, "My job is not only to help clients catch up on rent, but to help in other ways. When talking to clients, I get to know their story and suggest other beneficial programs."

Racial Equity and Accountability Project (REAP) Leadership Team

REAP Team

Members:

Justin Maxwell Reid
John F. Williams
Jerald Mitchell
Jordon Johnson
Babette D. Sandman
Louisa Eckstine
Nathaniel Coward
Salaam Witherspoon

MESH Coach:

Deb Nookomis Aadoopowin

2023 Updates and Accomplishments

- Members of the REAP team (Louisa, John, Nathaniel, Seraphia, Salaam, Tawney) attended the National Alliance to End Homelessness Conference to learn about practices that increase equity and work to end unsheltered homelessness.
- The REAP team Scored 2023 Renewal NOFO project applications and discussed ways to deepen equity practices with agencies. Another REAP member served on the traditional ranking and review team for the 2023 NOFO.
- Provided feedback that was integrated into the Coordinated Entry assessment as SLC is currently working on developing and implementing a new tool to replace the VI-SPDAT largely due to equity concerns
- Salaam Witherspoon was chair of, and John Williams served on, the Heading Home Advisory Committee, our CoC governance board.
- Children's clothing has been gathered and will be administered through VEMA (Seraphia and Nathaniel) at Community Connect in Northern SLC to offer free children's clothing to the community. REAP members also helped VEMA paint and set up their new expanded location that provides services and support to the BIPOC community on the Iron Range.
- Louisa ranked and reviewed FHPAP applications. Her insights as a person with lived experience were pivotal.
- Louisa offered insight and learned from Codie Schaefer, a researcher who works in housing who is studying and driving policy in Australia based on housing practices for indigenous communities around the world.



Acronym Guide

AEOA: ARROWHEAD ECONOMIC OPPORTUNITY AGENCY

BIPOC: BLACK INDIGENOUS AND PEOPLE OF COLOR

CE: COORDINATED ENTRY

CHUM: CHURCHES UNITED IN MINISTRY

CNT: COST NEUTRAL TRANSFER

COC: CONTINUUM OF CARE

DV: DOMESTIC VIOLENCE

ES: EMERGENCY SHELTER

FHPAP: FAMILY HOMELESS PREVENTION AND ASSISTANCE PROGRAM

FRT: FAMILY RISE TOGETHER

FY2023: FISCAL YEAR 2023

HDC: HUMAN DEVELOPMENT CENTER

HHAC: HEADING HOME ADVISORY COMMITTEE

HHP: HOUSING AND HOMELESSNESS PROGRAMS

HIC: HOUSING INVENTORY COUNT

HMIS: HOMELESS MANAGEMENT INFORMATION SYSTEM

HSS/HS: HOUSING SUPPORT (SERVICES)

HUD: THE UNITED STATES DEPARTMENT OF HOUSING AND URBAN DEVELOPMENT

LGBTQIA2S+: LESBIAN, GAY, BISEXUAL, TRANSGENDER AND TRANS, QUEER AND QUESTIONING, INTERSEX, ASEXUAL OR AGENDER, AND TWO-SPIRIT. THIS PLUS-SIGN SIGNIFIES ADDITIONAL IDENTITY TERMS.

LSS: LUTHERAN SOCIAL SERVICES

LTH: LONG TERM HOMELESSNESS

MN: MINNESOTA

NOFO: NOTICE OF FUNDING OPPORTUNITY

PH: PERMANENT HOUSING

PIT: POINT IN TIME COUNT

REAP: RACIAL EQUITY AND ACCOUNTABILITY LEADERSHIP TEAM

RRH: RAPID REHOUSING

RTH: RANGE TRANSITIONAL HOUSING

SO: STREET OUTREACH

SH: SUPPORTIVE HOUSING

SLC: ST. LOUIS COUNTY

SPM: SYSTEMS PERFORMANCE MEASURES

TH: TRANSITIONAL HOUSING

PH: PERMANENT HOUSING

PIT: POINT IN TIME COUNT