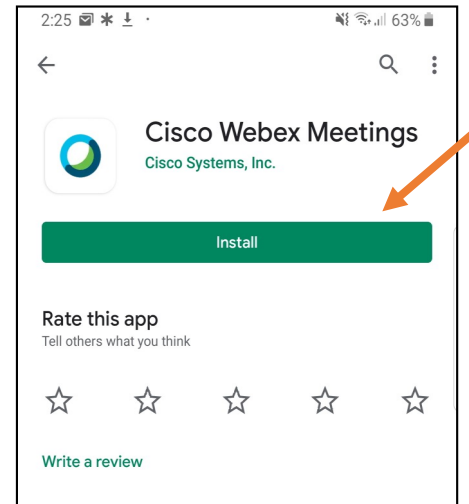
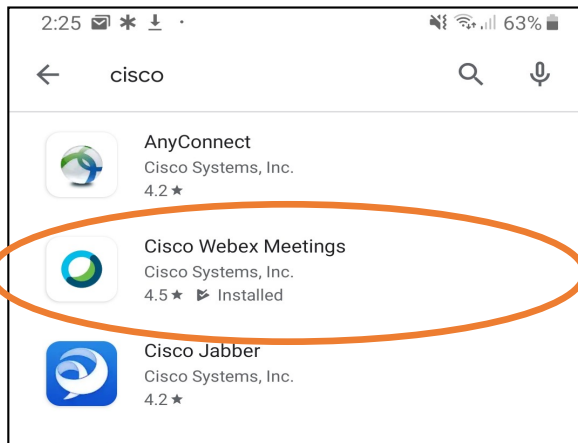



Download the Webex Meetings App on your Phone

If you have never joined a Webex meeting before, you will want to download the Webex Meetings App.

Download the app with an Android phone:



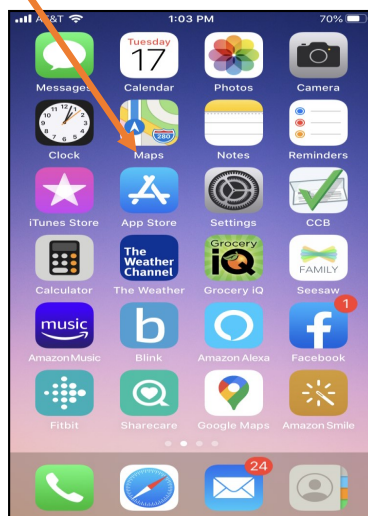
1. Find the **Play Store icon** on your phone. Tap it once to open.

2. Search for “webex” in the search bar at the top of the screen. Find Cisco Webex Meetings and tap it.

3. Tap the green **Install** button. *(You may need to know your google password to download the app)*

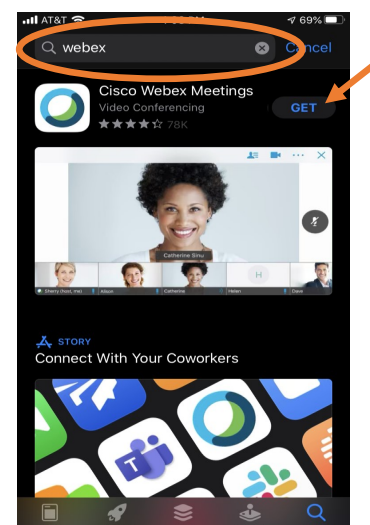
Download the app with an iPhone:

1. Find the **App Store icon** in your phone. Tap it to open.



2. Search for “webex” in the search bar at the top of the screen. Find Cisco Webex Meetings and tap **GET**.

(You may need to know your iTunes password to download the app)



Join the Event from your Mobile Device (Phone or Tablet)

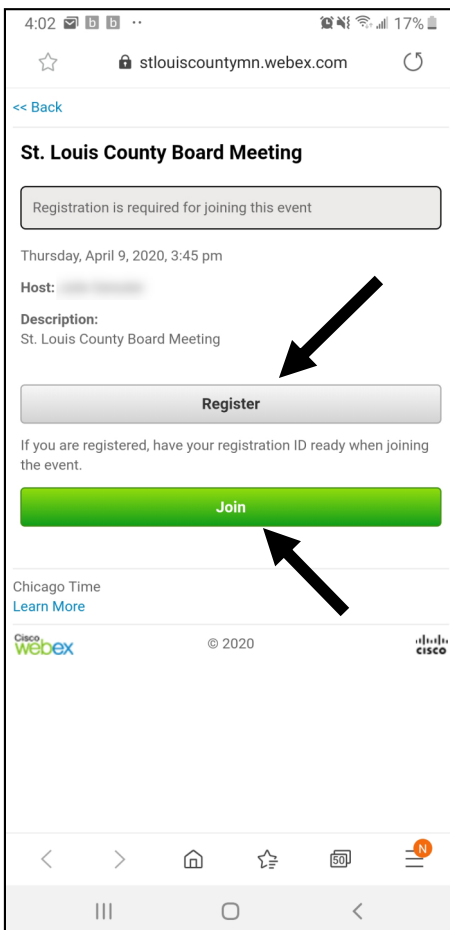
Click on the link provided to join the meeting.

Registration is required; you will need to register prior to joining the meeting. See steps below.

1.

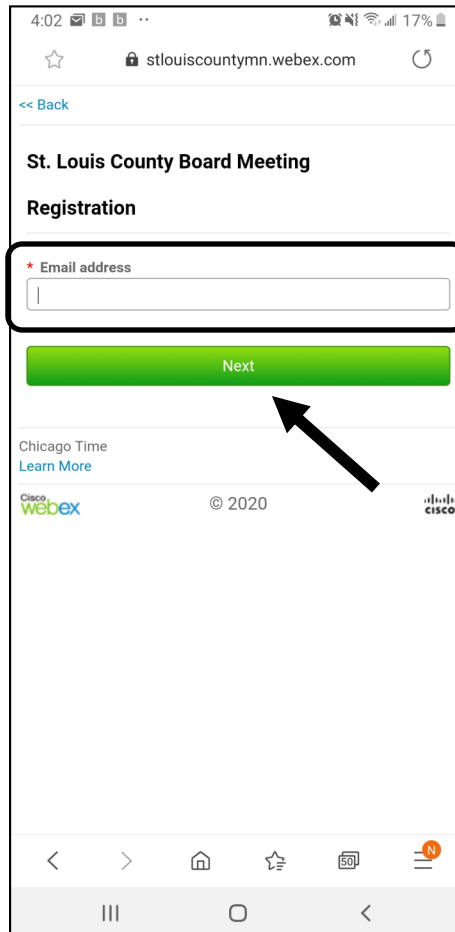
If you have not yet registered, you will need to register. Click on the **Register** button.

*If you have already registered, you can click **Join**.*



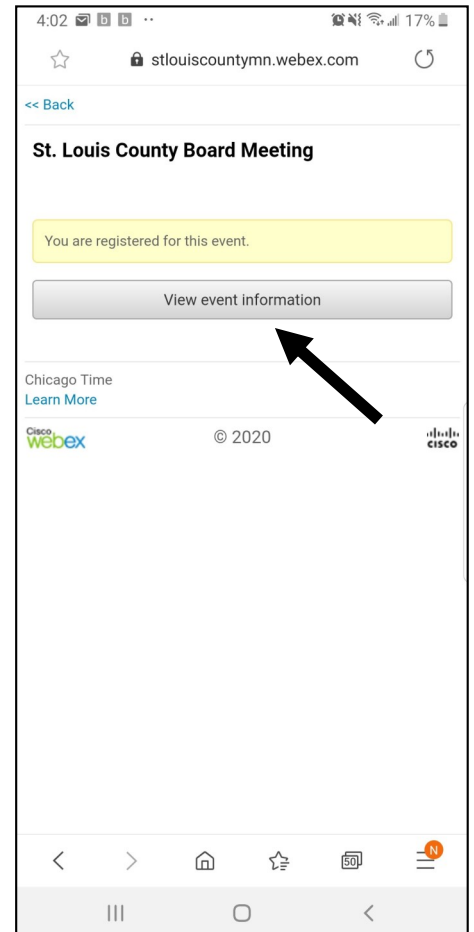
2.

Enter the information that it asks for to register.
Click the **Next** button after you enter the needed information.

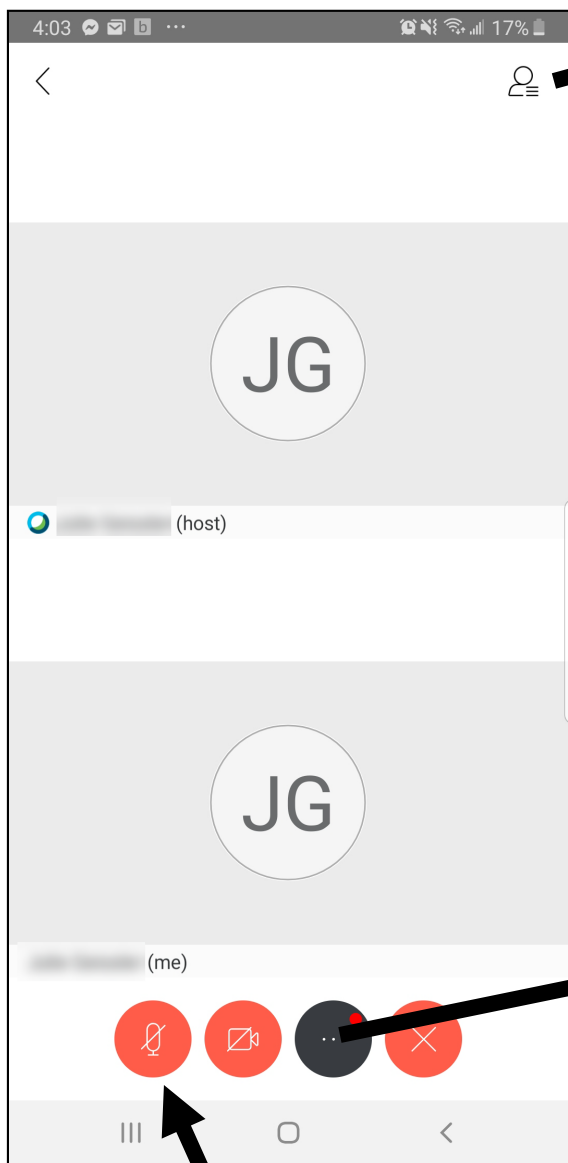


3.

After you have registered, click on **View Event Information**. You will be able to join the event as soon as it opens.

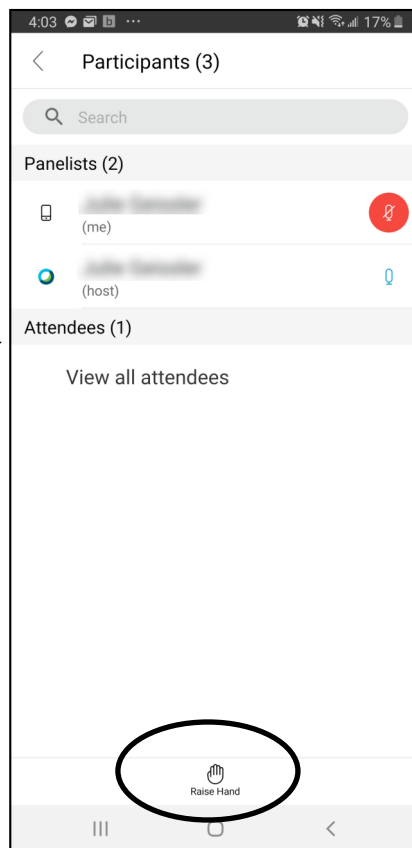


**These screenshots taken from an Android phone for demonstration purposes. Screen may vary slightly if you are joining from an iPhone.*



This icon will show you a list of the panelists in the meeting.

It is also where you will find the **Hand Raise** feature. Click on this to indicate you would like to speak. After you have spoken or if you no longer hope to be called on, click the **Raise Hand** again to turn it off.



You will be muted until or unless the host calls on you and unmutes you. You will not be able to unmute your own microphone, or share a video feed in the meeting.

